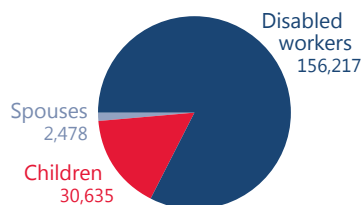
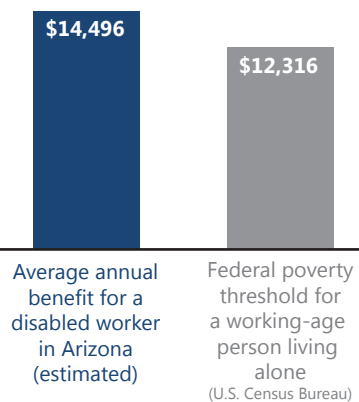





Most DI beneficiaries in Arizona are disabled workers



Average annual benefits compared to the poverty threshold



Total annual benefits



While Social Security is best known for providing retirement benefits, the program also provides Disability Insurance (DI) protection to workers and their families (spouses, minor children, and disabled adult children).

Number of Disability Insurance beneficiaries in current-payment status, average monthly benefit, and total monthly benefits, December 2014

Congressional district	Number of beneficiaries			Average monthly benefit (dollars)			Total monthly benefits (millions of dollars)	
	Total	Disabled workers	Children	Spouses	Disabled workers	Children		Spouses
Arizona	189,330	156,217	30,635	2,478	1,208	353	320	200.4
1	21,911	17,729	3,773	409	1,196	329	332	22.6
2	23,399	19,811	3,299	289	1,162	351	315	24.3
3	21,648	17,220	4,059	369	1,115	310	310	20.6
4	29,377	24,843	4,074	460	1,245	361	314	32.5
5	16,384	13,149	3,051	184	1,318	406	345	18.6
6	15,986	13,659	2,182	145	1,289	405	314	18.5
7	23,093	18,826	4,047	220	1,073	295	315	21.5
8	20,286	16,226	3,767	293	1,323	391	324	23.0
9	17,246	14,754	2,383	109	1,208	377	322	18.8
All areas ^a	10,931,092	8,954,518	1,827,619	148,955	1,165	349	315	11,120.2

SOURCES: Social Security Administration, Master Beneficiary Record, 100 percent data; and U.S. Postal Service geographic data.

a. Includes beneficiaries in the 50 states, District of Columbia, American Samoa, Guam, Northern Mariana Islands, Puerto Rico, U.S. Virgin Islands, and foreign countries.