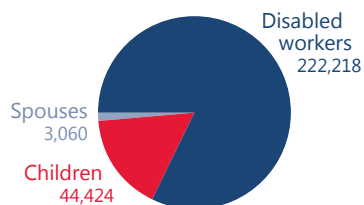
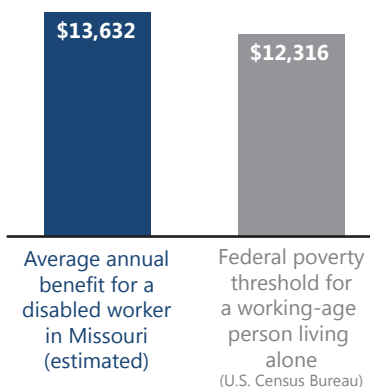





Most DI beneficiaries in Missouri are disabled workers



Average annual benefits compared to the poverty threshold



Total annual benefits



While Social Security is best known for providing retirement benefits, the program also provides Disability Insurance (DI) protection to workers and their families (spouses, minor children, and disabled adult children).

Number of Disability Insurance beneficiaries in current-payment status, average monthly benefit, and total monthly benefits, December 2014

Congressional district	Number of beneficiaries				Average monthly benefit (dollars)			Total monthly benefits (millions of dollars)
	Total	Disabled workers	Children	Spouses	Disabled workers	Children	Spouses	
Missouri	269,702	222,218	44,424	3,060	1,136	334	293	268.2
1	35,941	30,459	5,276	206	1,086	308	308	34.8
2	17,307	14,438	2,696	173	1,337	438	368	20.5
3	33,297	26,787	6,116	394	1,225	359	312	35.1
4	34,858	28,554	5,925	379	1,111	320	313	33.7
5	32,232	27,395	4,592	245	1,146	333	295	33.0
6	27,584	22,678	4,636	270	1,154	339	275	27.8
7	37,794	30,834	6,411	549	1,097	322	263	36.0
8	50,689	41,073	8,772	844	1,076	315	282	47.2
All areas ^a	10,931,092	8,954,518	1,827,619	148,955	1,165	349	315	11,120.2

SOURCES: Social Security Administration, Master Beneficiary Record, 100 percent data; and U.S. Postal Service geographic data.

a. Includes beneficiaries in the 50 states, District of Columbia, American Samoa, Guam, Northern Mariana Islands, Puerto Rico, U.S. Virgin Islands, and foreign countries.