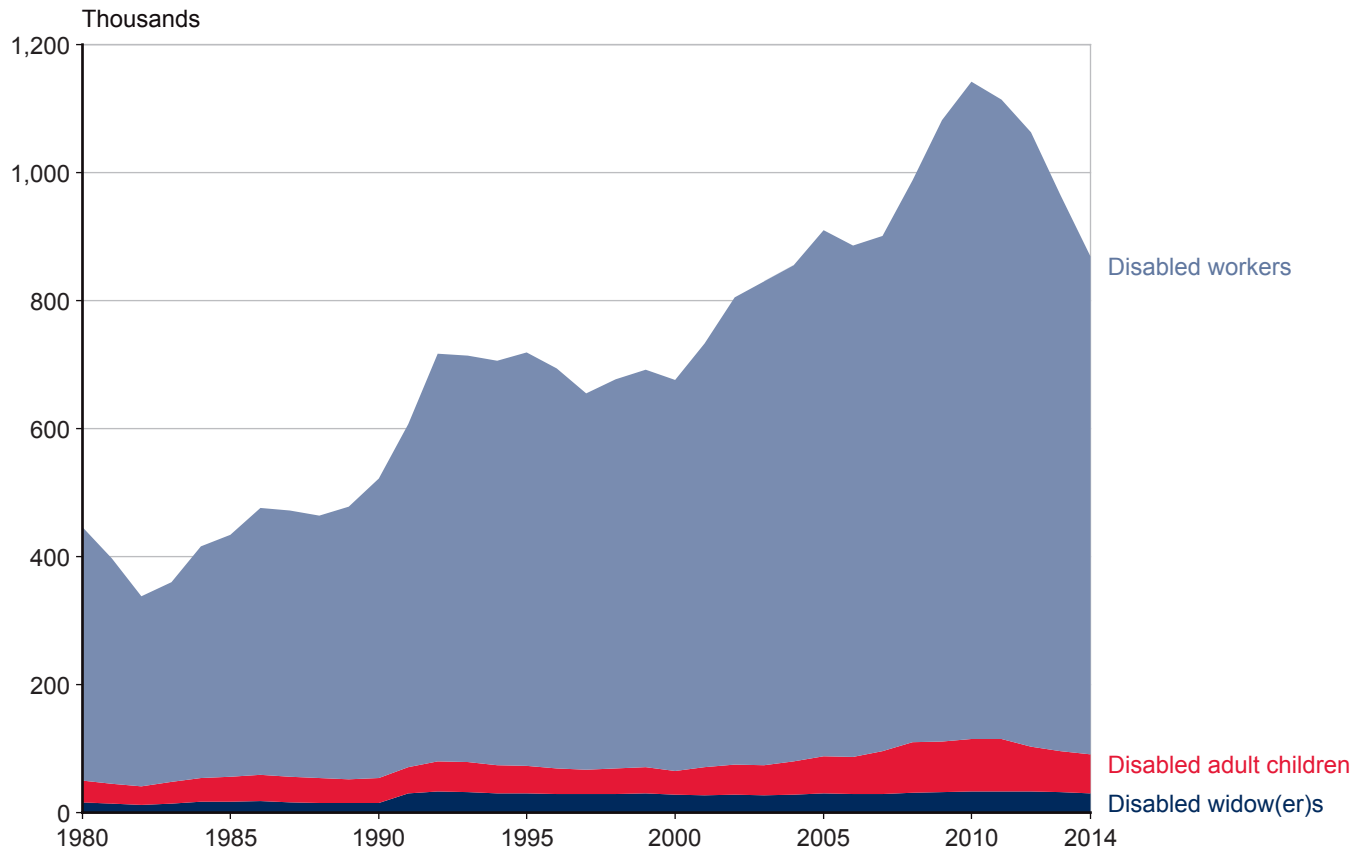


Chart 8.
Social Security disability awards, 1980–2014

Overall, the number of disability awards has risen from 446,083 in 1980 to 869,371 in 2014. Fluctuations during that period were predominately driven by changes in the number of awards to disabled workers. In 2014, there were 778,796 awards to disabled workers; 60,902 awards to disabled adult children; and 29,673 awards to disabled widow(er)s.

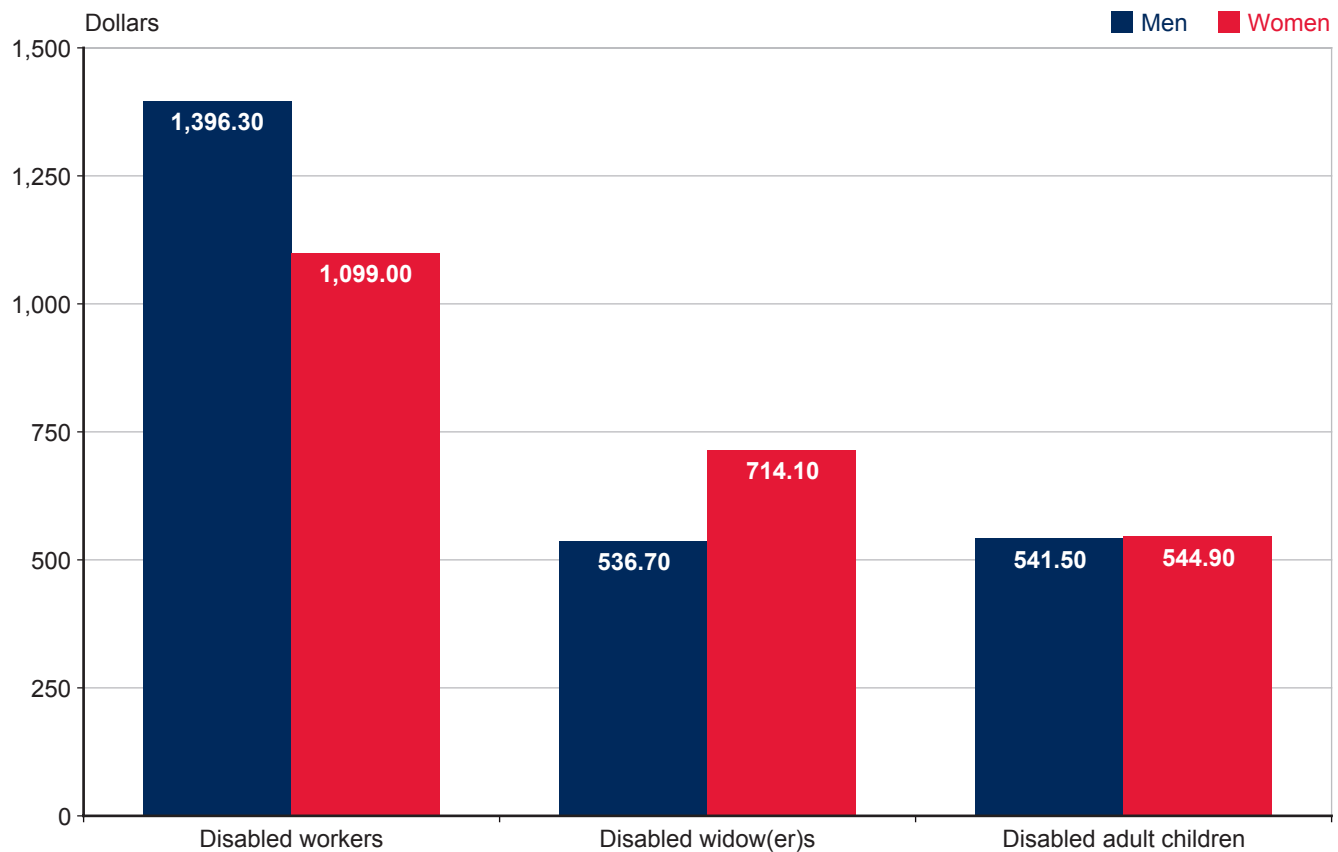


SOURCE: Table 35.

Chart 9.
Average monthly benefit awards, by sex, 2014

The average monthly benefit awarded to disabled workers is higher than that awarded to disabled widow(er)s or disabled adult children. The reason for the difference is that disabled workers receive 100 percent of the primary insurance amount, compared with 71.5 percent for disabled widow(er)s and 50 percent for disabled adult children (if the worker is disabled or retired) or 75 percent (if the worker is deceased).

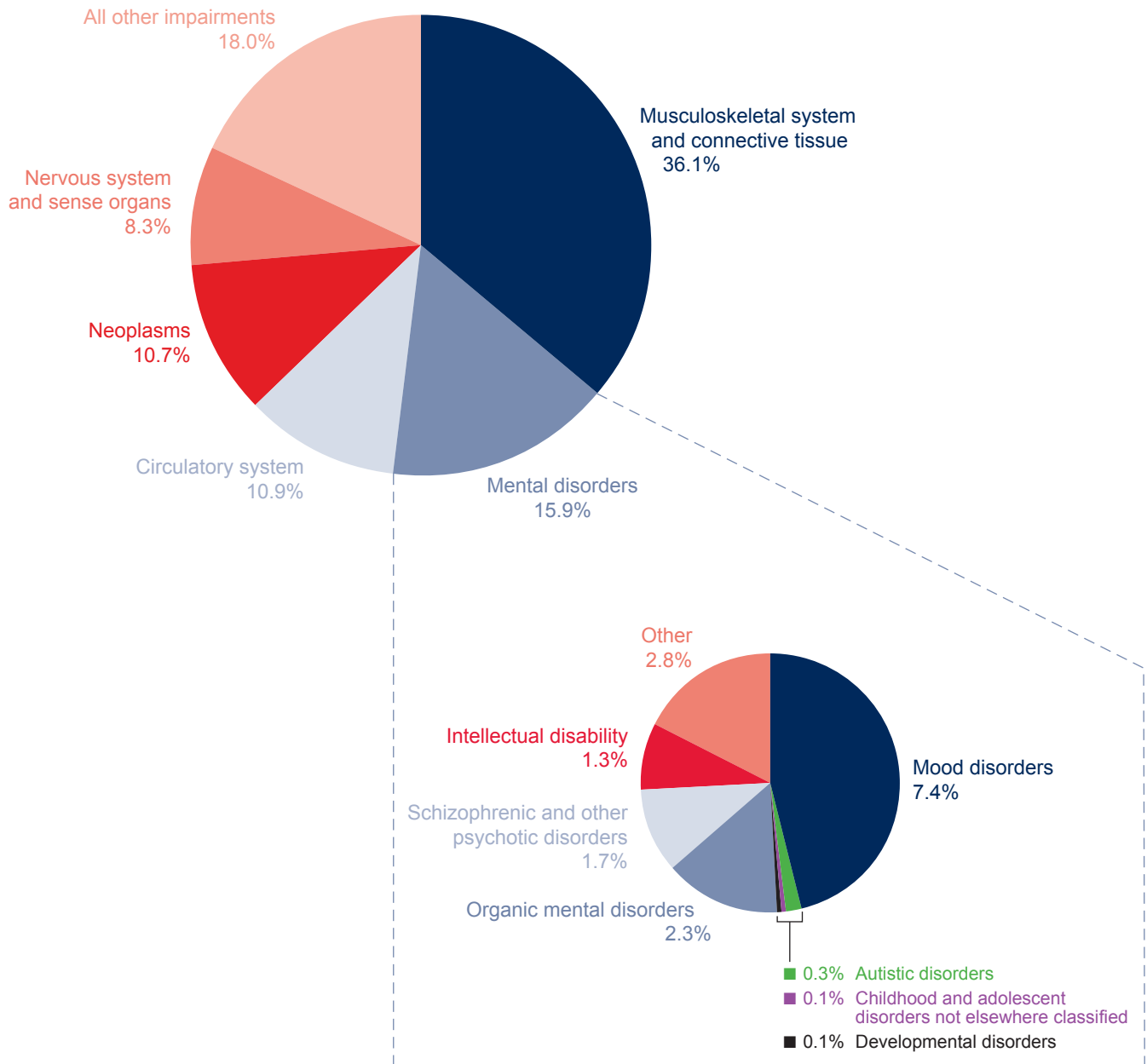
Because men have traditionally had higher earnings than women, their monthly benefit is higher. This is most obvious in the disabled-worker group. Benefits for disabled widow(er)s and disabled adult children are dependents' benefits, so their monthly benefit is a function of the worker's earnings. Therefore, a disabled widow's average benefit tends to be higher than that of a disabled widower because a male worker's earnings are higher than a female worker's. Benefit amounts are about the same for men and women in the disabled adult children group.



SOURCE: Table 36.

Chart 10.
Disabled-worker awards, by selected diagnostic group, 2014

In 2014, benefits were awarded to 778,796 disabled workers. Among those awardees, the most common impairment was diseases of the musculoskeletal system and connective tissue (36.1 percent), followed by mental disorders (15.9 percent), diseases of the circulatory system (10.9 percent), neoplasms (10.7 percent), and diseases of the nervous system and sense organs (8.3 percent). The remaining 18.0 percent of awardees had other impairments.



SOURCE: Table 37.

NOTE: Totals do not necessarily equal the sum of the rounded components.